

Release Notes for Netman 208

APP Version 1.13

(April 2026)

Brief

It is always recommended to upgrade to the latest available version of the firmware.

This update APP 1.13 is strongly related to the SYS 1.5 firmware: in case of older versions please update to the SYS 1.5 firmware, otherwise some unexpected behaviour may happen.

List of new features and changes

Major fixes:

- Improved compatibility with MP2 devices
- Added Parallel link open to MODBus
- Improved family management
- Fix UPS shutdown always triggered after SSH actions
- Modbus register 40 populated with value GPSE R D/S
- Fixed voltage and current values for 3 phases STS

Minor fixes:

- Web pages minor fixes

Risks for not updating with APP 1.13:

- Some problems with communication/compatibility/values with some UPS



The **SYS 1.5** firmware fixes some important vulnerabilities in the system.
Risk for not updating:

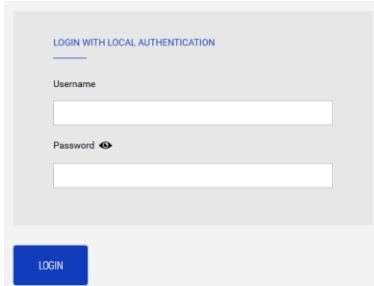
- exposition to known public vulnerabilities related to communications protocols and information disclosures

Update instructions


Before the update, check current version of firmware

Before the installation please check the current version in the Netman:

- **Login** via web to the Netman (Normal Mode) with current access



- click to “**SYSTEM OVERVIEW**”
- check for “**Application version**” older than APP **1.13**
- check for “**System version**”: if older than SYS **1.5** please consider the update to SYS 1.5 (please refer to Manufacturer web site for the firmware)





	WARNING: uploading a new SYS firmware will reset all the configuration set by the user. Before updating the SYS firmware save all the parameters set for the final manual restoring of all the parameters after the updates
---	--

- example of older versions detected:

Application version	1.12 ●
System version	1.5

Download and unpack the firmware

- from the manufacturer web site the firmware can be found in the file “**FW108-0113 (FW B0439 Netman 208 - APP).zip**”
- unzip it to a folder and find the extracted content:

	FW108-0113.app208
	FW108-0113-JSON.json
	IT-HIST-NETMAN208 -108-r.01.13 (NETMAN 208 firmware history).TXT
	Release Notes for Netman 208 - APP 1.13

- locate the firmware file “**FW108-0113.app208**” that will be uploaded
- locate file “**FW108-0113-JSON.json**”, in case of requested verification for the upload

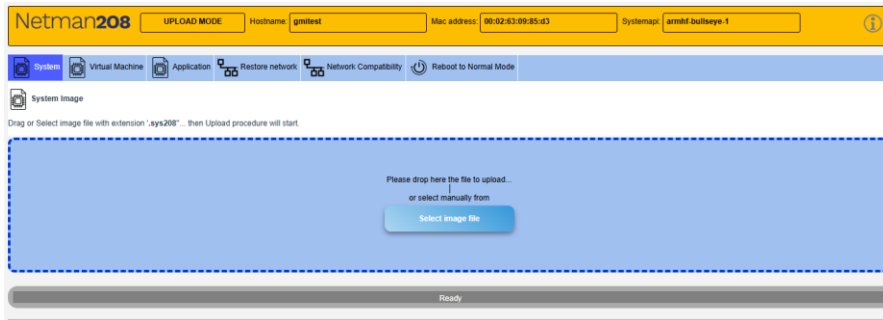
Access to **UPLOAD MODE**

- **Login** via web to the Netman
- click to “**ADMINISTRATION**” menu
- click to “**Firmware upgrade**” menu
- click to “**REBOOT FOR UPLOAD A FIRMWARE**” button and confirm “**YES**”



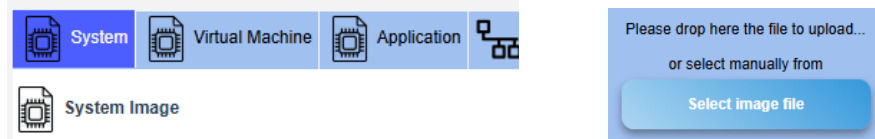
- Wait for the Netman rebooting in **UPLOAD MODE**

Upload firmware from **UPLOAD MODE**:



- from **UPLOAD MODE**, if needed, upload a new **SYS** update if older than **SYS 1.5**

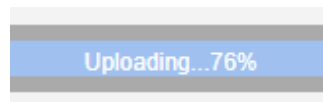
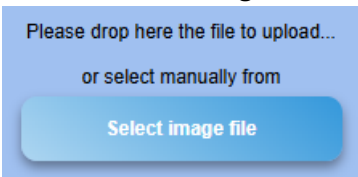
- o a new **SYS** firmware must be uploaded before the **APP** firmware
- o !!! uploading a new **SYS** will reset all the configuration set by the user
- o please refer to Manufacturer web site for the firmware



- for uploading the new **APP 1.13** firmware click to “**Application**”



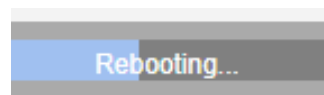
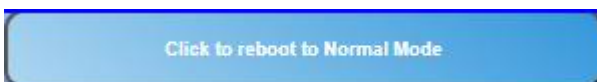
- then proceed to upload the the new firmware **APP** with a dropping action or with a click to the button “**Select image file**”:



- for the upload process details please read the *User Manual* of the Netman 208

After the firmware upload, reboot to **Normal Mode**

- from **UPLOAD MODE**, click to “**Reboot to Normal Mode**” menu



- wait for the reboot to **Normal Mode**

Verification of the new firmware uploaded

- **Login** via web to the Netman with “admin” / “admin” access
- click to “**SYSTEM OVERVIEW**”
- check for expected “**Application version**” equal to APP **1.13**
- if updated, check the “**System version**” equal to SYS **1.5**

Application version	1.13 ●
System version	1.5

- if SYS updated with new SYS 1.5, **all the previous configuration** has been cleaned up and **must be restored manually**